

Exit to Dressing room Corridor


11784

Column


Line of balcony over

Heritage Item

**Approx Heights:**  
Floor to underside of lighting grid - 6340mm  
Floor to roof trusses (Not shown) - 5800mm




Column



2411  
GMLB

Column

Exit to Ground Floor Foyer



3125

GMLC

Tracked Drapes



VENUE : Richard Wherrett Studio

VIEW : LX Grid Plan

COMPANY :

PRODUCTION :

DIRECTOR :

DESIGNER :

LX DESIGNER :

Drawn By :

Last Modified : 20-6-2008

Scale: 1:50 @ A3

Base Drawing by  
Andrew Tompkins

Version